

MOTTO®

Thin & Softwood



LUCIDO  
COLLECTION

1200x2400mm  
800x1600mm  
60x250mm

## LUCIDO COLLECTION

We created the phenomenal new Lucido Collection to redefine the essence of modern living with tiles that combine advanced features and mesmerizing looks. Understanding the need for durability, elegance, and innovation in today's spaces, this collection was born out of a desire to offer more than just tiles, it's about creating lasting impressions.

With a marble-like look and long life akin to natural marble, these tiles exude timeless elegance. Featuring absolute transparent grits and minimal reflection, they deliver a refined, luxurious appeal that elevates any space.

Each tile showcases fabulous designs that turn ordinary spaces into extraordinary wonderlands. With exceptional textures, cutting-edge finishes, and designs that transform any room into a masterpiece, Lucido Collection is where functionality meets breathtaking aesthetics. It's our answer to your quest for timeless beauty and unparalleled performance.

1200X	800X	60X
2400MM	1600MM	250MM





## Monumental Slabs Truly Empower Ambiance

Imagine stepping into a space that feels like a wonderland, our slabs make that dream a reality! Available in three versatile sizes, they come in GHR and GHR + Punch finishes, showcasing textures so stunning, you'll want to reach out and touch them. With a robust thickness of 9 mm and 8.5 mm, these slabs are built to last, combining durability with elegance.

Thanks to our cutting-edge technology and passionate R&D team, every design is a masterpiece. Transform your home into a haven of style and sophistication with slabs that truly stand out. Ready to make your space extraordinary? We've got just the thing for you!





## Technical Features

Our slabs are designed with advanced technical features to ensure exceptional durability and aesthetics. With anti-transparent grits and low reflection properties, they offer a sleek and refined appearance.

The abrasion-resistant surface ensures they withstand daily wear and tear, maintaining their beauty over time. Crafted to replicate the elegance of natural stone, these slabs provide a long-lasting surface akin to marble, making them a perfect choice for spaces requiring both style and resilience.



Absolute  
Transparent grits



High Abrasion  
Resistance



Anti-Slip  
Surface



Natural stone  
effect



Increasing life  
span of Tile



Long life surface like  
natural marbles



Different particle size to  
get structure difference



Creation of premium  
range of tile (sumptuous)



Low reflection  
(gloss value below than 5)



PL value 4



MOHR Scale 5 to 7

1200x2400mm | 800x1600mm | 60x250mm

## Glorious Slabs That Creates Sensational Space

We have 3 different size slabs made with perfection that suits every taste and ambiance. It brings a royal vibes with its monumental size.



## Application Areas

Our surfaces are ideal for various applications, from residential homes to high-traffic public areas, ensuring durability and aesthetic appeal.



Residential Areas



Commercial Areas



Hospitals



Shops & Malls



Hotels & Restaurants



Schools & Colleges



Religious Places



Railway Stations



Parks & Outdoor Furnitures



Public Places

## Application Possibilities

Our versatile slabs enhance kitchen countertops, bathtubs, staircases, etc combining durability, elegance and timeless aesthetics to each ambiance.



Door & Window Frame



Kitchen Countertop



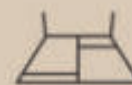
Dining Table



Table Top



Shelves



Floor & Wall



Vanity Top



Wash Basin




Stair Case



Bath Tub



## Lucido Grigio



Sr. No.	Size	Finish	Type	Design	Thickness
1	800x1600mm	GHR	Colour Body	Random	09mm
2	800x1600mm	GHR+Punch	Colour Body	Random	09mm
3	60x250mm	GHR+Punch	Vitrified Body	Random	8.5mm
4	1200x2400mm	GHR	Colour Body	Endless	09mm

Scan For Virtual




Italian Technology

 FLEXIBLE BODY





## Lucido Lathic



Sr. No.	Size	Finish	Type	Design	Thickness
1	800x1600mm	GHR	Colour Body	Random	09mm
2	800x1600mm	GHR+Punch	Colour Body	Random	09mm
3	60x250mm	GHR+Punch	Vitrified Body	Random	8.5mm
4	1200x2400mm	GHR	Colour Body	Endless	09mm

Scan For Virtual



Italian Technology


**FLEXIBLE BODY**







## Lucido Afyon



Sr. No.	Size	Finish	Type	Design	Thickness
1	800x1600mm	GHR	Normal Body	Random	09mm
2	800x1600mm	GHR+Punch	Normal Body	Random	09mm
3	60x250mm	GHR+Punch	Vitrified Body	Random	8.5mm
4	1200x2400mm	GHR	Colour Body	Endless	09mm

Scan For Virtual



Italian Technology


**FLEXIBLE BODY**







## Lucido Mocha



Sr. No.	Size	Finish	Type	Design	Thickness
1	800x1600mm	GHR	Colour Body	Random	09mm
2	800x1600mm	GHR+Punch	Colour Body	Random	09mm
3	60x250mm	GHR+Punch	Vitrified Body	Random	8.5mm
4	1200x2400mm	GHR	Colour Body	Endless	09mm

Scan For Virtual



Italian Technology

 **FLEXIBLE BODY**







## Lucido Fog



①

②



③

Sr. No.	Size	Finish	Type	Design	Thickness
1	800x1600mm	GHR	Colour Body	Random	09mm
2	800x1600mm	GHR+Punch	Colour Body	Random	09mm
3	60x250mm	GHR+Punch	Vitrified Body	Random	8.5mm

Scan For Virtual



Italian Technology


 FLEXIBLE BODY







## Lucido Dior



Sr. No.	Size	Finish	Type	Design	Thickness
1	800x1600mm	GHR	Normal Body	Random	09mm
2	800x1600mm	GHR+Punch	Normal Body	Random	09mm
3	60x250mm	GHR+Punch	Vitrified Body	Random	8.5mm
4	1200x2400mm	GHR	Colour Body	Endless	09mm

Scan For Virtual



Italian Technology

 **FLEXIBLE BODY**







## Lucido Linen



①

②



③

Sr. No.	Size	Finish	Type	Design	Thickness
1	800x1600mm	GHR	Colour Body	Random	09mm
2	800x1600mm	GHR+Punch	Colour Body	Random	09mm
3	60x250mm	GHR+Punch	Vitrified Body	Random	8.5mm

Scan For Virtual










## Statuario Regal



Sr. No.	Size	Finish	Type	Design	Thickness
1	800x1600mm	GHR	Normal Body	Random	09mm
2	800x1600mm	GHR+Punch	Normal Body	Random	09mm
3	60x250mm	GHR+Punch	Vitrified Body	Random	8.5mm

Scan For Virtual

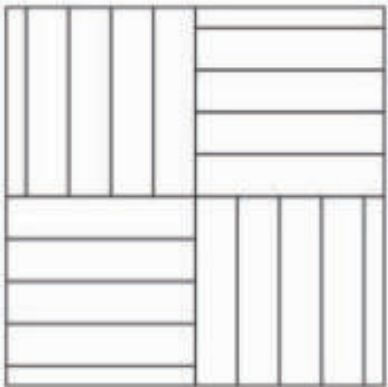










# Laying Patterns



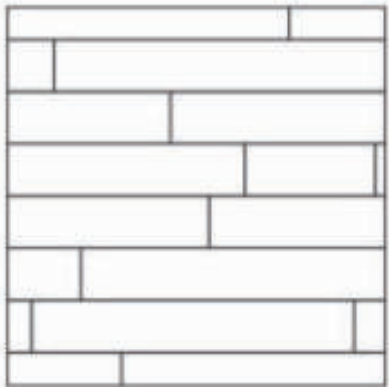
Cross Hatch




Vertical Stack Alternating




Vertical Stack



Wood Strip



Hearingbone 45 Degree



Hearingbone





Double Hearingbone




Degree of Colour Change

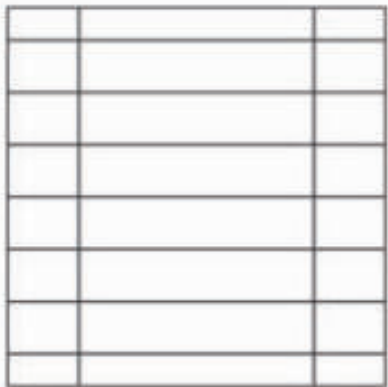
HUGH SHADE & TEXTURE VARIATION  
WITHIN EACH CARTON



Ladder System



Horizontal Brick Bond



Horizontal Strck

Please note that there may be variations in the colours due to the random design concept, which is part of the unique beauty of this concept. We advise you to view the actual tiles before making a final decision on colours. It is important to keep a gap of 2 mm between tiles during installation.

As a Precautionary measure, we recommend conducting a dry mock installation of the tiles to ensure seamless final installation.

Keep in mind that size and shape variation are inherent properties of all vitrified tiles and should not be considered as a manufacturing defect.

Claims made post-installation will not be address.

We are honoured to be a part of your home and are committed to providing you with a lifetime of joy and happiness.



## WORKING WITH THE VARIOUS VERSIONS OF TILES FINISH

### CUTTING WITH DIAMOND DISCS



Our products can be cut using diamond discs fitted onto the hand-held electrical grinding machine. The speed of Disc rotation must be high (>10000 RPM) and should have a low feed rate (<1 in/min). It may be required to cool the disc with water. Recommended discs are the thin types generally used for cutting porcelain stoneware. The surface should be kept on a FLAT base while cutting without any gap underneath

### DRILLING



You can use cutting discs fitted to battery-operated screwdrivers or angle grinders, electrical drills as an alternative.

### INTERNAL CUT / L-SHAPED CUT

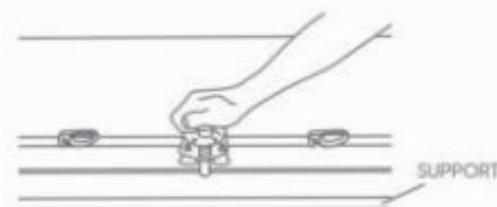
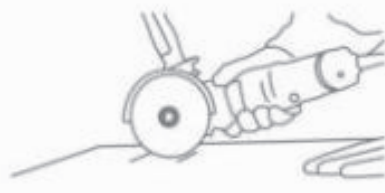


To get internal and L-shaped corners & to reduce the risk of breakage, round o the vertex of the internal corner using bits with a radius of at least 5mm. Then cut with diamond discs, be cautious to stop moving the cutting tool forward. To drill and cut using diamond discs, follow the instructions provided above.

When using these tools:

- Cool the point being drilled with water
- Don't put too much pressure and bear in mind the resistance of the type of laminated stoneware you are working on
- If you are using tungsten bits, start drilling at a low speed
- If you are using drills or screwdrivers, do not select hammering mode

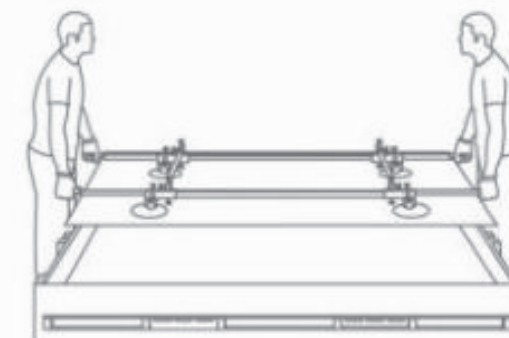
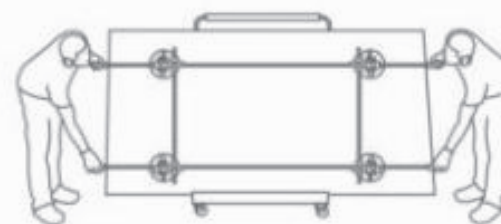
### EDGE-FINISHING



## MANUALLY TRANSPORTING PORCELAIN FINISH

Only for 1/4- Slabs

### MOVING OUR TILES



### RAISING TILE ONTO A BENCH

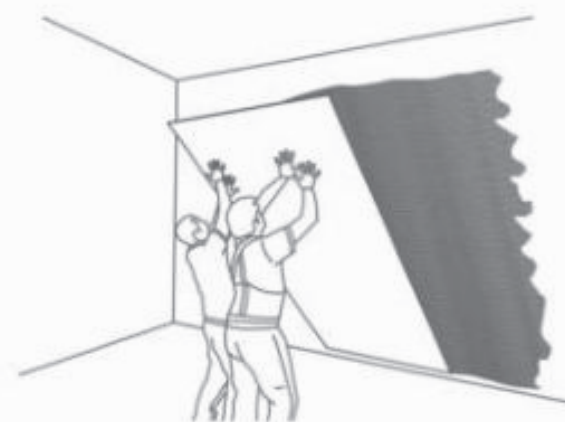


✗ INCORRECT

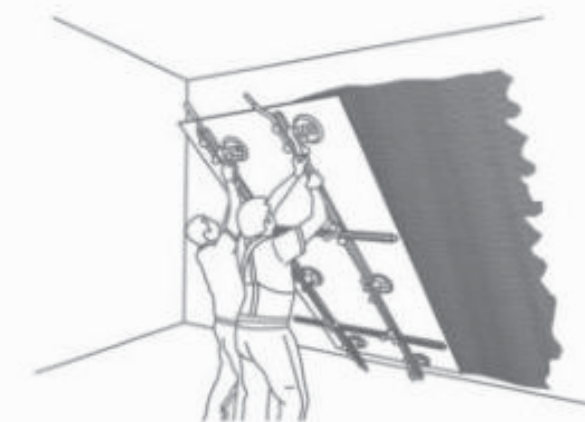


✓ CORRECT

### HANDLING TILES FOR WALL



✗ INCORRECT



✓ CORRECT



## CLEANING & MAINTENCE

Our products are non porous (due to their high quality raw materials, stringent production parameters and state of the art technology), hence any dust or deposited waste cannot penetrate the surface.

For most cases only a damp cloth is sufficient for cleaning.

Regular cleaning highlights the aesthetic features of the surface and gives it exceptional shine.

For highly aggressive cleaning caused by some common food and substances follow the table below.

TYPE OF STAIN	CHEMICAL PRODUCT	EXAMPLE
Grease	Alkaline - Solvent	Detergent
Oil	Solvent	Ammonia, Baking Soda
Ink	Oxidant - Solvent	Alcohol, Liquid Bleach, NailPaint Remover
Rust	Acid	Hydrochloric Acid, Vinegar, Red Harpic
Lime	Acid	Descaling Reagent, Hydra Chloric Acid
Cement	Acid	Hydro Chloric Acid
Wine	Alkaline	Ammonia, Liquid Bleach
Coffee	Alkaline - Solvent	Ammonia, Liquid Bleach
Rubber	Solvent	Alcohol, Thinner
Plaster	Acid	Hydro Chloric Acid
Candle Wax	Solvent	Alcohol, Thinner
Iodine	Oxidant	Liquid Bleach
Blood	Oxidant	Liquid Bleach
Ice Cream	Alkaline	Liquid Bleach

Note: It is recommended that any kind of stain needs to get clean immediately / as soon as possible.

## TECHNICAL SPECIFICATIONS

CHARACTERISTIC	STANDARD AS PER ISO-13006/2018 En14411 gbla	MOTTO VALUE	TEST METHOD
Regulatory Properties			
Deviation in Length & Width	+0.5%	+0.2%	ISO 10545-2
Deviation in Thickness	+5%	+5%	ISO 10545-2
Straightness of Sides	+0.5%	+0.2%	ISO 10545-2
Rectangularity	+0.5%	+0.2%	ISO 10545-2
Surface Flatness	+0.5%	+0.3%	ISO 10545-2
Colour Difference	AE<1.00	AE<0.30	ISO 10545-16
Glossiness	As per Mfg.	As Per Mfg.	GlossMeter
Structural Properties			
Water Absorption	<0.5 %	<0.3 %	ISO 10545-3
Apparent Density	As Per Mfg.	>2.20 g/cc	ISO 10545-3
Massive Mechanical Properties			
Modulus of Repture	Min.35N/mm <sup>2</sup>	Min.40N/mrn <sup>2</sup>	ISO 10545-4
Breaking Strength	Min. 1300 N	Min. 2000 N	ISO 10545-4
Impact Resistance	As per Mfg.	Min. 0.55	ISO 10545-4
Surface Mechanical Properties			
Surface Abrasion Resistance	As per Mfg.	Min. class 3	ISO 10545-7
Moh's Hardness	As per Mfg.	Min. class 4	BS EN 15771
Thermo Hygrometric Properties			
Frost Resistance	As Per Mfg.	Frost Proof	ISO 10545-12
Thermal Shock Resistance	Min. 10 Cycle	Min. 10 Cycle	ISO 10545-9
Moisture Expansion	Max. 0.6mm/m	Max. 0.02mm/m	ISO 10545-10
Thermal Expansion	Max. 9.0 x 10 <sup>-6</sup>	Max. 6.0x10 <sup>-6</sup>	ISO 10545-8
Chemical Properties			
Chemical Resistance	As Per Mfg.	No Damage	ISO 10545-13
Stain Resistance	Resistant	Resistant	ISO 10545-14
Safety Properties			
Slip Resistance	As per Mfg.	N. A.	DIN 51130
Fire Resistance	As per Mfg.	Fire Proof	N. A.

## PACKING DETAILS

Dimension ( mm )	No. of PC's/Box	Square Feet	Weight ( Approx )
1200x2400mm	1 Pcs.	31 Sq. Feet	61 Kg.
800x1600mm	2 Pcs.	27.55 Sq. Feet	52 Kg.
60x250mm	32 Pcs.	5.167 Sq. Pcs.	10 Kg.





**MOTTO GROUP**

8-A, National Highway, Sartanpar Road, At. Sartanpar,  
Ta. Wankaner, Morbi - 363 621, Gujarat, INDIA

**Mail.** [info@mottogroup.in](mailto:info@mottogroup.in), **Web.** [www.mottogroup.in](http://www.mottogroup.in)

**Toll-free.** 1800 123 2124

**Call.** +91 95123 80072

Scan for Catalogue

